



Enjoy The View™



Windows Built For You.

since } 1952



As well as making some of the finest quality vinyl windows and doors, we at Farley Windows also like to think that we're helping you turn your house into a home. A sanctuary where you can feel safe, warm, and of course, reflect your personal style. That's why we use superior glass technologies for greater thermal efficiency, developed a unique sash to allow for



Enjoy The View™



more window glass and offer an extensive line of styles and options, all backed up by the best warranty in the business. And it's why we've earned a reputation among builders, architects and homeowners across Canada and the US as a company committed to quality, committed to service, committed to helping you, Enjoy the View.

style }




Designed for style. Built for a lifetime.



Whether you're renovating an older home or building a new one, Farley Windows offers architectural designs that deliver maximum efficiency and absolute beauty. From double-hungs to casements, half rounds to bows, Farley offers a range of color choices, exterior looks and grille options that will compliment any home. Of course, all Farley windows are built to the highest industry specifications and backed up 100%. So now you'll have a home that not only looks good, but you can feel good about as well.



Create the window
that will reflect you.



Replacement Application

3000 Series

The Farley 3000 replacement window series includes a flush frame for quick and easy insertion into the existing frame. Your Farley replacement window will look like it's always been a part of your home.

4000 Series

When the existing frames and sill need to be replaced, the Farley 4000 series replacement window is a perfect choice. It can be ordered with a flush frame, internal extension jambs and a number of exterior options that allow the window to easily fill your existing opening. Customize it to meet your design needs by adding any of our 4 exterior moulding options.

New Construction Application

4000F / 4000FJ Series

The 4000F series new construction window comes with a nailing fin and the 4000FJ series window comes with a nailing fin and siding return for installation into a new wall. Integral jamb receivers allow for extension jambs to be added or for drywall to be returned into the window for a clean finish.

Choose The Right Window Style

Some window manufacturers seem to feel that replacement windows should be made better than those used in new construction. At Farley Windows, we don't understand that kind of thinking. All of our windows are made with the same care and dedication to excellence. This ensures that you will always get the best window we can make. The best there is. You deserve nothing less.



Double Hung



Slider



Casement



Awning



Shapes



Bays / Bows



Exterior Options

Farley provides a range of exterior options and capabilities to make your windows a beautiful feature of your home.



3 1/2" Casing
avail. w/1" sill



2" Brick Mould
avail. w/1" sill



1 3/8" Brick Mould



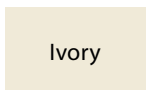
1 1/16" Extension

Color Options

Classic color options let you select the palette that best compliments the look and feel of your home. Farley offers a versatile two-tone color system; allowing you to add any of the colors below to your homes exterior, while leaving the interior finish a neutral white.



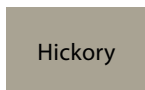
White



Ivory



Mocha



Hickory



Chocolate



Simulated Mullion Option

With simulated mullions you'll always enjoy the energy efficiency of a casement with the classic look of a double hung. And, they come in a range of configurations for a more custom look.

Grille Options

Create a rich historical feel or a sleek contemporary look with "between the glass" divided light grilles. Colonial and Prairie style configurations available in all finishes and colors to achieve a look distinctive to you.

Brass



Pewter



Georgian



Flat



efficiency }



The difference between a house and a home is comfort.



With the right windows, no matter what it's like outside, you will feel comfortable inside. We use our state-of-the-art EnergyRight Sash technology with Low E argon filled glass coatings for maximum thermal efficiency. Which means you stay cool in summer and warm in winter, all the while inviting only the view through your windows. Of course, with increased efficiency comes increased savings and there's nothing quite like saving a few dollars to make you feel warm all over.

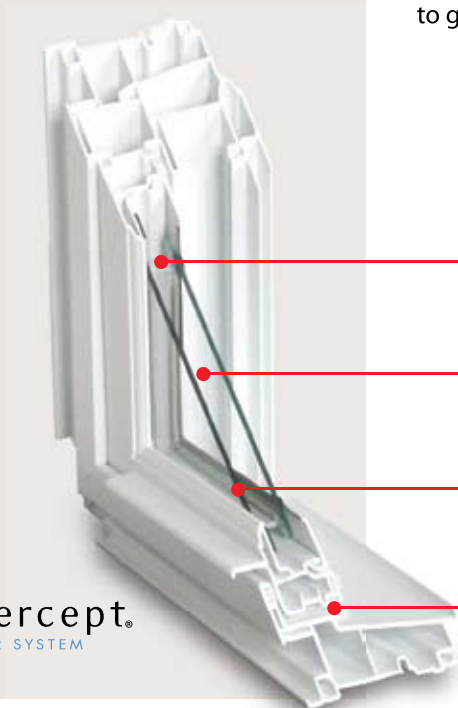


Save more energy.



Farley windows will clearly help you save on energy costs now and for years to come. That's because Farley windows are built with EnergyRight™ Sash Technology, a uniquely engineered combination of our Argon Filled Low E Glass Coatings, Warm-Edge Spacer System, Double Strength Glass and Triple Fin Weather Seals. In addition, our windows have more glass area to help you enjoy the view without having to sacrifice any energy efficiency. And now, Farley is offering even more energy efficiency with the Sol-R Ti glass upgrade, designed to give a new sense of comfort to your home, winter and summer.

EnergyRight™ Features



- ① Sol-R™Ti or standard Low E argon glass
- ② Triple fin weather seals
- ③ 3/4" double strength glass
- ④ PPG Intercept® Warm-Edge Spacer System
- ⑤ Exclusive Farley FloSeal gasket



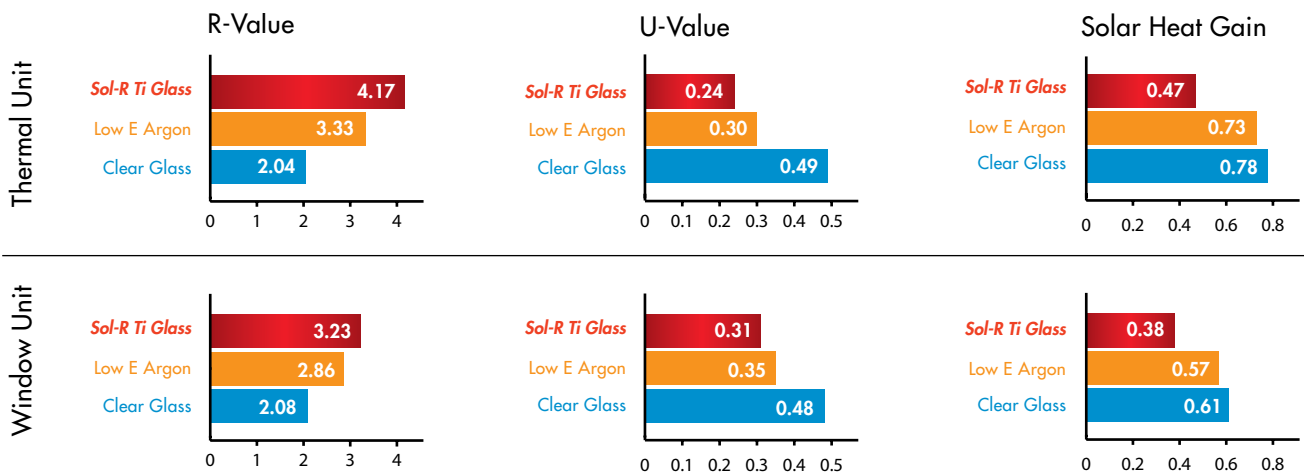


Sol-R™Ti Glass Upgrade

Farley's state-of-the-art glass upgrade offers superior thermal efficiency and fade reduction above and beyond standard glass. In addition to argon filled glass, Sol-R Ti is made with a TITANIUM Dioxide Low E coating, making it more reflective than other Low E coatings. Sol-R Ti provides a considerable increase in R-Value performance in the winter and a significant reduction in solar heat gain

in the summer over clear glass, making it the ideal solution for every season in any climate. What makes Sol-R Ti even more effective is the "Edge Deletion" process, which clears away the film coating on the edge of the glass during manufacturing for a perfect seal to the Warm Edge Spacer. It's one more way Farley is taking the extra steps to ensure our windows maintain their integrity and maximum energy efficiency for life.

Sol-R™Ti Insulated Glass Unit Data Comparison






windows }



Enjoy the view with Farley windows.



Every Farley window lets you capture your style, bring in the light and keep the elements out. That's simply what we do. But we also offer more glass per window which leads to less obvious benefits; like the satisfaction you get from seeing your garden framed by a double hung or the warmth you feel reading a book nestled in the window seat of a bay. It's the sensation of being connected to nature yet protected from the weather. Slowing down. Smelling the roses. Enjoying the view.



DOUBLE & SINGLE HUNG WINDOWS





Colonial style, double and single hung windows offer a classic look with extreme functionality. In the double hung style, both sashes tilt in for easy cleaning while on a single hung the top sash is stationary. Both have a smooth operating block and tackle balance system featuring the FloSeal gasket exclusive to Farley Windows for added efficiency. We provide a full or half screen to maximize comfort in your home and decorative cam locks and night latches so you can feel safe and secure.

CANADA			UNITED STATES			
AIR @ 75 Pa	WATER	WIND	AIR @ 1.57 PSF	WATER @ 15 PSF	Uniform Load Structural @ 52.5 PSF	DESIGN PRESSURE (PSF)
A3	B7	C2	PASS A3	DP100	DP35	35.0

Performance rating tested to CAN/CSA A440-00 and AAMA/CSA/WDMA 101/ I.S.2/ A440-05 standards.

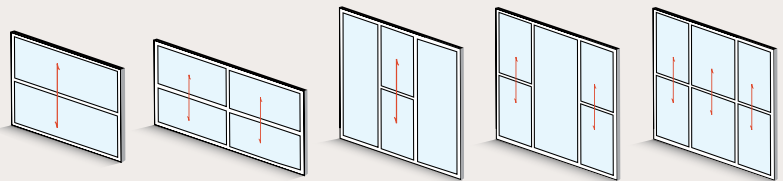
Features

- 1 Beveled exterior frame
- 2 Low E Argon filled double strength glass (Sol-R Ti optional)
- 3 Triple fin weather seals
- 4 PPG Intercept® Warm-Edge Spacer System
- 5 Fully welded sash and frame
- 6 Multi cavity, sloped stepped sill
- 7 Molded sash profile
- 8 Block and tackle balances with exclusive FloSeal gasket
- 9 Decorative cam action locks
 - Low profile tilt latches
 - Easy-to-clean tilt-in sash
 - Night latches (optional)
 - Full or half Screen
 - Self aligning T pins





A Sampling of Configurations

Double & Single Hung Windows



Features



- 1 Beveled exterior frame
- 2 Low E Argon filled double strength glass (Sol-R Ti optional)
- 3 Triple fin weather seals
- 4 PPG Intercept® Warm-Edge Spacer System
- 5 Fully welded sash and frame
- 6 Multi cavity sash and frame
- 7 Black co-extruded glazing
- 8 Optional folding handles
- 9 Truth™ Maxim hardware
 - Full 90° opening for easy cleaning (on casement units over 16.5" wide)
 - Scissor-style awning hardware
 - Multi point locking system
 - Full Screen



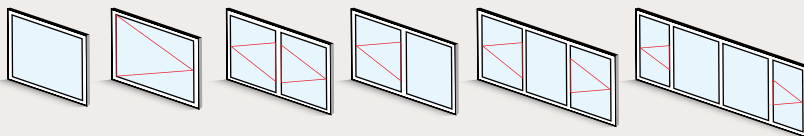
Casements and awnings are contemporary in design and the most efficient in preventing air infiltration. Casements are hinged on the side so they vent vertically and awnings are hinged on the top so they vent horizontally. Both feature the highest quality Truth™ brand hardware and come standard with multi-point locking systems while opening to a full 90 degrees for easy cleaning. Available with transoms or shapes mullied above to create a unique look of multiple windows without sacrificing efficiency.

CANADA			UNITED STATES			
AIR @ 75 Pa	WATER	WIND	AIR @ 1.57 PSF	WATER @ 12 PSF	Uniform Load Structural @ 67.5 PSF	DESIGN PRESSURE (PSF)
A3	B7	C3	PASS .048 cfm/sft	DP90	DP45	45.0

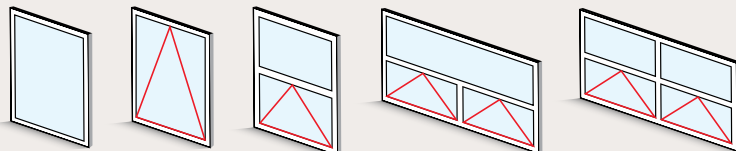
Performance rating tested to CAN/CSA A440-00 and AAMA/NWWDA 101/ I.S.2-97 standards.

A Sampling of Configurations

Casement Windows



Awning Windows



SLIDER WINDOWS



Sliders offer great site lines and can be an economical option in designs where the casement look is desired. Similar to a double hung, both sashes on a slider move from side to side for excellent venting. Choose from Farley's unique tilt sliders that turn in for cleaning or our classic lift out sash series. Tilt sliders are available in 2 light styles, while lift out sliders may be ordered in both 2 and 3 light configurations.


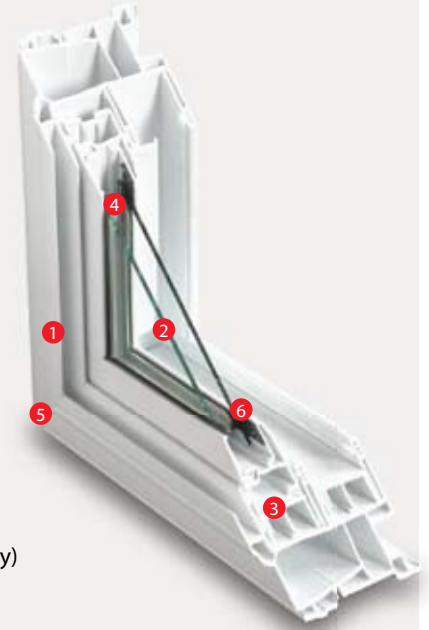
CANADA			UNITED STATES			
LIFT OUT SLIDER			LIFT OUT SLIDER			
AIR @ 75 Pa	WATER	WIND	AIR @ 1.57 PSF	WATER	Uniform Load Structural	DESIGN PRESSURE (PSF)
A3	B4	C3	PASS A3	DP55 @ 8.25 PSF	DP40 @ 60 PSF	40.0
TILT SLIDER			TILT SLIDER			
A3	B2	C2	PASS A3	DP25 @ 3.75 PSF	DP35 @ 52.5 PSF	25.0

Performance rating tested to CAN/CSA A440-00 and AAMA/CSA/WDMA 101/I.S.2/A440-05 standards.



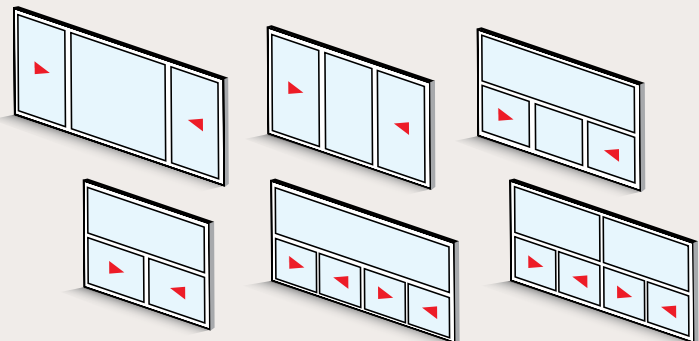
Features

- 1 Beveled exterior frame
 - 2 Low E Argon filled double strength glass (Sol-R Ti optional)
 - 3 Triple fin weather seals
 - 4 PPG Intercept® Warm-Edge Spacer System
 - 5 Fully welded sash and frame
 - 6 Molded sash profile
 - 7 Ergonomic pull rail
 - 8 Low profile tilt latches
 - 9 Decorative cam action locks
- Easy-to-clean tilt-in or lift-out sash
 - Night latches (optional on tilt sliders only)
 - Friction slide for years of operation
 - Full or half Screens




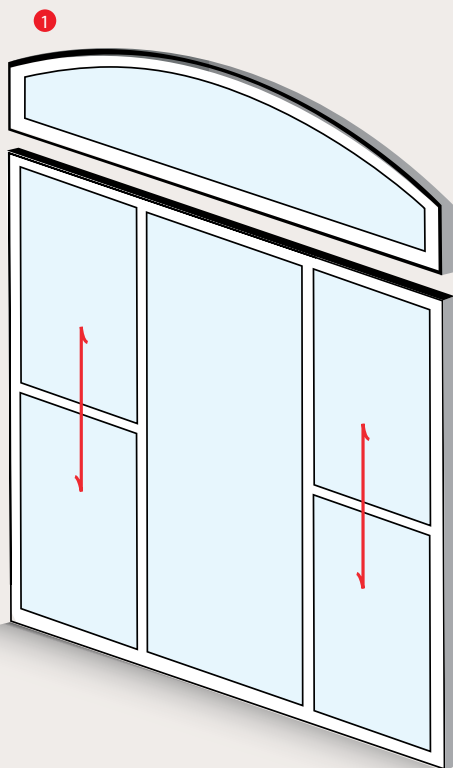
A Sampling of Configurations

Slider Windows



Features

- 1 Profile compatible with other Farley Products
- 2 Available with grilles between the glass panes
- 3 Black co-extruded glazing
 - Custom shapes and sizes available
 - Wide range of shapes and styles



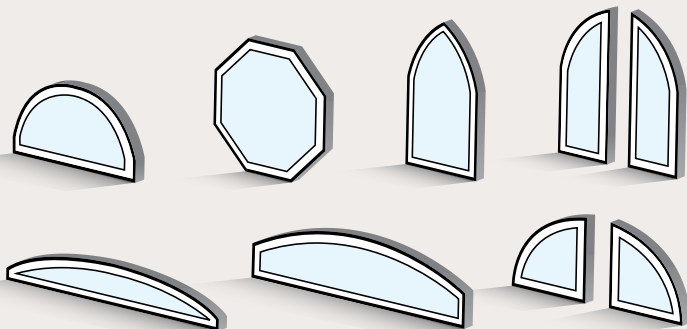
Architectural shapes will add character and elegance to your home, whether you choose half rounds, quarter rounds, trapezoids or octagons. Each shape is custom manufactured to your specifications, group with other windows or let them stand alone, either way you'll create a distinctive look for your home.

CANADA			UNITED STATES			
AIR @ 75 Pa	WATER	WIND	AIR @ 1.57 PSF	WATER @ 15 PSF	Uniform Load Structural @ 82.5 PSF	DESIGN PRESSURE (PSF)
FIXED	B7	C4	PASS FIXED	DP100	DP55	55.0

Performance rating tested to CAN/CSA A440-00 and AAMA/CSA/WDMA 101/ I.S.2/ A440-05 standards.

A Sampling of Shapes

Architectural Shape Windows





BAY & BOW WINDOWS



A Farley bay or bow window will add space and light to any room, and are available in several designs and configurations. You can choose from 30° and 45° bays or 10°, 20° or 30° bows to achieve the look you have always wanted. Using fixed, casement or hung windows, you can create a beautiful opening. Our deluxe bay and bow windows feature heavy-duty 9 ply 5/4" head and seat boards. We include built in cable supports and cleats for proper installation. A fully capped exterior face completes the seamless look.

Standard Bay & Bow Features

- 1 Optional brick moulds for a finished exterior
- 2 Exterior perimeter open for field finish
 - 3/4" birch head and seat boards
 - Insulated mullions
 - Fully assembled



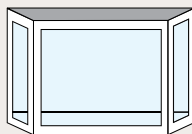
Deluxe Bay & Bow Features

- 3 Finished exterior face
- 4 Cable supports
 - 5/4" birch head and seat boards
 - Installation Cleats
 - Interior T plugs installed


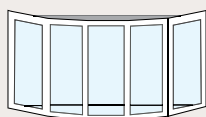


Standard Configurations

Bay Windows



Bow Windows





No Questions Asked.
At Least Not By Us.



At Farley windows we take great pride in our craftsmanship and manufacturing process, so why not have the best warranty in the business to back it up. The Farley for Life Warranty covers all components including insulated glass, frames, sash and hardware. Our unique warranty is fully transferable with no additional paperwork and no additional charge.

Warranty Highlights

- Lifetime Coverage on Glass Breakage
- Fully Transferable at No Charge
- Lifetime Coverage on All Hardware
- Lifetime Coverage on Seal Failures
- Non-Prorated

To learn more or see the full Farley For Life warranty, please visit us on the web at www.farleywindows.com or call 800.267.6498 (Canada) or 800.267.9395 (US) for more information.

Enjoy The View™



CANADA

FARLEY WINDOWS, INC.

254 MacDonald Blvd.

Alexandria, Ontario

K0C 1A0

800.267.6498

Fax: 800.663.1698

UNITED STATES

FARLEY WINDOWS USA, INC.

PO Box 458

Westminster, MA

01473

800.267.9395

Fax: 800.663.1698



www.farleywindows.com

© 2007 Farley Windows, Inc. Enjoy the View, the Farley logo, EnergyRight Sash Technology, and Sol-R™ Ti are registered trademarks.

Due to the limitations of the printing process, color may not be accurate. Products, options and other items are subject to change without notice.